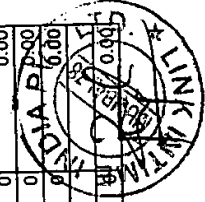


<b>I(a) Statement Shareholding Pattern</b>			
<b>Name of the Company :AAREY DRUGS &amp; PHARMACEUTICALS LIMITED</b>			
<b>Script Code:524412</b>		<b>Class of Security:EQUITY</b>	
<b>AS ON NSDL DATA: 30/09/2015</b>		<b>CDSL DATA: 30/09/2015</b>	
<b>Partly Paid-up shares</b>	<b>No. of Partly Paid-up shares</b>	<b>As a % of total no. of Partly paid-up shares</b>	<b>As a % of total no. of shares of the Company</b>
Held by promoter/Promoter group	0	0	0
Held by public	0	0	0
<b>Total</b>	<b>0</b>	<b>0</b>	<b>0</b>
<b>Outstanding convertible securities</b>	<b>No. of Outstanding securities</b>	<b>As a % of total No. of Outstanding convertible securities</b>	<b>As a % of total No. of shares of the company, assuming full conversion of the convertible securities</b>
Held by promoter/Promoter group	0	0	0
Held by Public	0	0	0
<b>Total</b>	<b>0</b>	<b>0</b>	<b>0</b>
<b>Warrants</b>	<b>No. of Warrants</b>	<b>As a % of total no. of warrants</b>	<b>As a % of total No. of shares of the company, assuming full conversion of the convertible Warrants</b>
Held by promoter/Promoter group	0	0	0
Held by Public	0	0	0
<b>Total</b>	<b>0</b>	<b>0</b>	<b>0</b>
<b>Total paid-up capital of the company, assuming full conversion of warrants and convertible securities</b>			<b>16814684</b>




**AAREY DRUGS & PHARMACEUTICALS LIMITED**

Category code	Category of Shareholder	Number of Shareholders	Total number of Shares	(IV)	(V)	As a percentage of (A+B) (VI)	As a percentage of (A+B+C) (VII)	Number of shares (VIII)	As a percentage (IX) = (VIII)/(IV)*100	Shares pledged (or otherwise encumbered)
(I)	(II)	(III)								
(A)	PROMOTER AND PROMOTER GROUP									
[1]	INDIAN		6534552		6534552	38.86	38.86	0	0.00	
	INDIVIDUALS / HINDU UNDIVIDED FAMILY	7								
	CENTRAL GOVERNMENT / STATE GOVERNMENT(S)	0	0			0.00	0.00	0	0.00	
	BODIES CORPORATE	2	3120000		3120000	18.56	18.56	0	0.00	
	FINANCIAL INSTITUTIONS / BANKS	0	0			0.00	0.00	0	0.00	
	ANY OTHER (SPECIFY)	0	0			0.00	0.00	0	0.00	
	Sub Total	9	9654552		9654552	57.42	57.42	0	0.00	
(2)	FOREIGN									
	INDIVIDUALS (NON-RESIDENT INDIVIDUALS / FOREIGN INDIVIDUALS)	0	0			0.00	0.00	0	0.00	
	BODIES CORPORATE	0	0			0.00	0.00	0	0.00	
	INSTITUTIONS	0	0			0.00	0.00	0	0.00	
	QUALIFIED FORE. INVESTOR-CORPORATE	0	0			0.00	0.00	0	0.00	
	QUALIFIED FORE. INVESTOR-IND	0	0			0.00	0.00	0	0.00	
	ANY OTHER (SPECIFY)	0	0			0.00	0.00	0	0.00	
	Sub Total	0	0			0.00	0.00	0	0.00	
	Total (A)	9	9654552		9654552	57.42	57.42	0	0.00	
(B)	PUBLIC SHAREHOLDING									
[1]	INSTITUTIONS		0			0.00	0.00	0	0.00	
	MUTUAL FUNDS / UTI	0	0			0.00	0.00	0	0.00	
	FINANCIAL INSTITUTIONS / BANKS	0	0			0.00	0.00	0	0.00	
	CENTRAL GOVERNMENT / STATE GOVERNMENT(S)	0	0			0.00	0.00	0	0.00	
	VENTURE CAPITAL FUNDS	0	0			0.00	0.00	0	0.00	
	INSURANCE COMPANIES	0	0			0.00	0.00	0	0.00	
	FOREIGN INSTITUTIONAL INVESTORS	0	0			0.00	0.00	0	0.00	
	FOREIGN VENTURE CAPITAL INVESTORS	0	0			0.00	0.00	0	0.00	
	QUALIFIED FORE. INVESTOR-CORPORATE	0	0			0.00	0.00	0	0.00	
	QUALIFIED FORE. INVESTOR-IND	0	0			0.00	0.00	0	0.00	
	Sub Total	0	0			0.00	0.00	0	0.00	
[2]	NON-INSTITUTIONS		566509		566509	3.50	3.50	0	0.00	
	BODIES CORPORATE	104	587989		587989	3.50	3.50	0	0.00	




AAREY DRUGS & PHARMACEUTICALS LIMITED

Category code	Category of Shareholder	Number of Shareholders	Total number of Shares	Number of Shares held in dematerialized form	As a percentage of (A+B) (VI)	As a percentage of (A+B+C) (VII)	Number of shares (VIII)	As a percentage (IX) = (VIII)/(IV)*100	Shares pledged (or otherwise encumbered)
(I)	(II)	(III)	(IV)	(V)	(VI)	(VII)	(VIII)	(IX)	
	INDIVIDUAL SHAREHOLDERS HOLDING NOMINAL SHARE CAPITAL UPTO RS. 1 LAKH.	5610	2483626	1920767	14.77	14.77	0	0.00	
	INDIVIDUAL SHAREHOLDERS HOLDING NOMINAL SHARE CAPITAL IN EXCESS OF RS. 1 LAKH	54	3456856	3369396	20.56	20.56	0	0.00	
	QUALIFIED FORE. INVESTOR-CORPORATE	0	0	0	0.00	0.00	0	0.00	
	QUALIFIED FORE. INVESTOR-IND	0	0	0	0.00	0.00	0	0.00	
	CLEARING MEMBER	42	586999	586999	3.49	3.49	0	0.00	
	FOREIGN PORTFOLIO INVESTOR (CORPORATE)	0	0	0	0.00	0.00	0	0.00	
	FOREIGN PORTFOLIO INVESTOR (INDIVIDUAL)	0	0	0	0.00	0.00	0	0.00	
	MARKET MAKER	0	0	0	0.00	0.00	0	0.00	
	OFFICE BEARERS	0	0	0	0.00	0.00	0	0.00	
	NON RESIDENT INDIANS (REPAT)	23	40492	40492	0.24	0.24	0	0.00	
	NON RESIDENT INDIANS (NON REPAT)	8	4170	4170	0.02	0.02	0	0.00	
	FOREIGN COMPANIES	0	0	0	0.00	0.00	0	0.00	
	OVERSEAS BODIES CORPORATES	0	0	0	0.00	0.00	0	0.00	
	DIRECTORS / RELATIVES	0	0	0	0.00	0.00	0	0.00	
	HOLDING COMPANY	0	0	0	0.00	0.00	0	0.00	
	TRUSTS	0	0	0	0.00	0.00	0	0.00	
	HINDU UNDIVIDED FAMILY	0	0	0	0.00	0.00	0	0.00	
	Sub Total	5841	7160132	6488333	42.58	42.58	0	0.00	
	Total (A)+(B)	5841	7160132	6488333	42.58	42.58	0	0.00	
	SHARES HELD BY CUSTODIANS AND AGAINST WHICH DEPOSITORY RECEIPTS HAVE BEEN ISSUED	5850	16814684	16142885	100.00	100.00	0	0.00	
(C)	SHARES HELD BY CUSTODIANS	0	0	0	0.00	0.00	0	0.00	
	Sub Total	0	0	0	0.00	0.00	0	0.00	
	Total (C)	0	0	0	0.00	0.00	0	0.00	
	Total (A)+(B)+(C)	5850	16814684	16142885	100.00	100.00	0	0.00	



**AAREY DRUGS & PHARMACEUTICALS LIMITED**  
**(V)(b) STATEMENT SHOWING HOLDING OF SECURITIES (INCLUDING SHARES, WARRANTS, CONVERTIBLE SECURITIES) OF**  
**PERSONS BELONGING TO THE CATEGORY 'PROMOTER AND PROMOTER GROUP'**

Sr. No.	NAME OF THE SHAREHOLDER (i)	NO. OF SHARES HELD (iii)	TOTAL SHARES HELD AS a % of GRAND TOTAL (A)+(B)+(C) (iv)	ENCUMBERED SHARES		ENCUMBERED SHARES AS A PERCENTAGE (VI)=(V)/(iii)*100	ENCUMBERED SHARES AS A % OF GRAND TOTAL (A)+(B)+(C) OF SUB-CLAUSE (I)(a) (VII)	Number of warrants held (VIII)	As a % total number of warrants of the same class (IX)	Number of convertible securities held (X)	As a % total number of convertible securities of the same class (XI)	Total shares (including underlying shares assuming full conversion of warrants and convertible securities) as a % of diluted share capital (XII)
				No. (V)	AS A % OF GRAND TOTAL (A)+(B)+(C) OF SUB-CLAUSE (I)(a) (VII)							
1	MIHIR RAJESH GHATALIA	2820888	16.78	0	0	0	0					
2	BINA RAJESH GHATALIA	1801736	10.72	0	0	0	0					
3	NIMIT IMPEX PRIVATE LIMITED	1560000	9.28	0	0	0	0					
4	SURAJ TRADELINKS PRIVATE LIMITED	1560000	9.28	0	0	0	0					
5	DAMAYANTI PRANLAL GHATALIA	1137544	6.77	0	0	0	0					
6	RAJESH PRANLAL GHATALIA	269459	1.60	0	0	0	0					
7	MIRA MIHIR GHATALIA	240000	1.43	0	0	0	0					
8	DAMIYANTI PRANLAL GHATALIA	154793	0.92	0	0	0	0					
9	RAJESH P GHATALIA	110132	0.65	0	0	0	0					
	<b>Total :</b>	<b>9654552</b>	<b>57.42</b>	<b>0</b>	<b>0</b>	<b>0</b>	<b>0</b>					



**AAREY DRUGS & PHARMACEUTICALS LIMITED**

**(I)(C)(II) STATEMENT SHOWING HOLDING OF SECURITIES (INCLUDING SHARES, WARRANTS, CONVERTIBLE SECURITIES) OF PERSONS BELONGING TO THE CATEGORY 'PUBLIC' AND HOLDING MORE THAN 1% OF THE TOTAL NUMBER OF SHARES**

SR. NO.	NAME(S) OF THE SHAREHOLDER	NUMBER OF SHARES HELD	SHARES AS A PERCENTAGE OF TOTAL NUMBER OF SHARES (i.e. GRAND TOTAL (A)+(B)+(C) INDICATED IN STATEMENT AT PARA (I)(a) ABOVE)	PAN	NUMBER OF WARRANTS HELD	AS A % TOTAL NUMBER OF WARRANTS OF THE SAME CLASS	NUMBER OF CONVERTIBLE SECURITIES HELD	% W. R. T. TOTAL NUMBER OF CONVERTIBLE SECURITIES OF THE SAME CLASS	TOTAL SHARES (INCLUDING UNDERLYING SHARES ASSUMING FULL CONVERSION OF WARRANTS AND CONVERTIBLE SECURITIES) AS A % OF DILUTED SHARE CAPITAL	
1	URMILA RAMESHCHANDRA MEHTA	712427	4.24							
2	ARCADIA SHARE & STOCK BROKERS PVT LTD	406510	2.42							
3	PRITI CHETAN MEHTA	401176	2.39							
4	MARUTI KRISHNA UGADE	285012	1.70							
5	SANGITA MARUTI UGADE	241500	1.44							
	<b>Total :</b>	<b>2046625</b>	<b>12.17</b>							

**AAREY DRUGS & PHARMACEUTICALS LIMITED**

**(I)(C)(II) STATEMENT SHOWING HOLDING OF SECURITIES (INCLUDING SHARES, WARRANTS, CONVERTIBLE SECURITIES) OF PERSONS (TOGETHER WITH PAC) BELONGING TO THE CATEGORY 'PUBLIC AND HOLDING MORE THAN 5% OF THE TOTAL NUMBER OF SHARES OF THE COMPANY**


SR. NO.	NAME(S) OF THE SHAREHOLDER(S) AND THE PERSONS ACTING IN CONCERT(PAC) WITH THEM	NUMBER OF SHARES	SHARES AS A PERCENTAGE OF TOTAL NUMBER OF SHARES (i.e. GRAND TOTAL (A)+(B)+(C) INDICATED IN STATEMENT AT PARA (I)(a) ABOVE)	PAN	NUMBER OF WARRANTS HELD	AS A % TOTAL NUMBER OF WARRANTS OF THE SAME CLASS	NUMBER OF CONVERTIBLE SECURITIES HELD	% W. R. T. TOTAL NUMBER OF CONVERTIBLE SECURITIES OF THE SAME CLASS	TOTAL SHARES (INCLUDING UNDERLYING SHARES ASSUMING FULL CONVERSION OF WARRANTS AND CONVERTIBLE SECURITIES) AS A % OF DILUTED SHARE CAPITAL	
	<b>Total :</b>	<b>0</b>	<b>0</b>							



**AAREY DRUGS & PHARMACEUTICALS LIMITED**

**I (d) STATEMENT SHOWING DETAILS OF LOCKED - IN SHARES**

Sr. No.	NAME OF SHAREHOLDER	NUMBER OF LOCKED-IN SHARES	LOCKED-IN SHARES AS A (% )PERCENTAGE OF TOTAL NUMBER OF SHARES (i.e., GRAND TOTAL (A)+(B)+(C) INDICATED IN STATEMENT AT PARA (I)(g) ABOVE )	Promotor/Promotor Group/Public
		0	0.0000	
	<b>Total:</b>	<b>0</b>	<b>0.0000</b>	



**AAREY DRUGS & PHARMACEUTICALS LIMITED**

**II (b) STATEMENT SHOWING HOLDING OF DEPOSITORY RECEIPTS (DRs), WHERE UNDERLYING SHARES ARE IN EXCESS OF 1% OF THE TOTAL NUMBER OF SHARES**

Sr. No.	NAME OF THE DR HOLDER	TYPE OF OUTSTANDING DR(ADRs,GDRs, SDRs,etc.)	NUMBER OF SHARES UNDERLYING	SHARES UNDERLYING OUTSTANDING DRs AS A PERCENTAGE OF TOTAL NUMBER OF SHARES(i.e., GRAND TOTAL (A)+(B)+(C) INDICATED IN STATEMENT
			0	0
<b>Total :</b>			0	0



**AAREY DRUGS & PHARMACEUTICALS LIMITED**

**II (a) STATEMENT SHOWING DETAILS OF DEPOSITORY RECEIPTS(DRS)**

Sr.No.	NAME OF THE DR HOLDER	NUMBER OF SHARES UNDERLYING OUTSTANDING DRs	SHARES UNDERLYING OUTSTANDING DRs AS A PERCENTAGE OF TOTAL NUMBER OF SHARES (i.e., GRAND TOTAL (A)+(B)+(C) INDICATED IN STATEMENT AT PARA(I)(a)ABOVE }
	<b>Total :</b>	0	0

